

**PLEASE CHECK WWW.MOLEX.COM FOR LATEST PART INFORMATION**

**Part Number:** [0753416666](#)  
**Status:** **Active**  
**Overview:** [gbx\\_backplane\\_connector\\_system](#)  
**Description:** 1.85mm by 1.85mm (.073 by .073") Pitch 4-Pair GbX® Backplane Connector System, Power Module, 12 Circuits, 1.27µm (50µ") Gold (Au)

**Documents:**

[Drawing \(PDF\)](#) [RoHS Certificate of Compliance \(PDF\)](#)  
[Product Specification PS-75221-999 \(PDF\)](#)

**Agency Certification**

UL E29179

**General**

Product Family Backplane Connectors  
 Series [75341](#)  
 Application Backplane  
 Application Tooling Documents [Tooling Manual](http://www.molex.com/pdm_docs/ats/TM-622022099.pdf)  
 Comments Blade Length A 6.00mm, B 6.00mm, C 6.00mm, D 6.00mm  
 Component Type Power Header  
 Overview [gbx\\_backplane\\_connector\\_system](#)  
 Product Name GbX®  
 Style N/A

**Physical**

Circuits (Loaded) 8  
 Circuits (maximum) 8  
 Circuits Detail Rows A, B, C, & D  
 Color - Resin Gray  
 Durability (mating cycles max) 200  
 First Mate / Last Break No  
 Flammability 94V-0  
 Guide to Mating Part No  
 Keying to Mating Part None  
 Material - Plating Mating Gold  
 Material - Plating Termination Tin-Lead  
 Material - Resin High Temperature Thermoplastic  
 Number of Columns N/A  
 Number of Pairs 4  
 Number of Rows 4  
 Orientation Vertical  
 PC Tail Length (in) 0.089 In  
 PC Tail Length (mm) 2.28 mm  
 PCB Locator Yes  
 PCB Retention Yes  
 PCB Thickness Recommended (in) 0.063 In  
 PCB Thickness Recommended (mm) 1.60 mm  
 Packaging Type Tube  
 Pitch - Mating Interface (in) 0.073 In  
 Pitch - Mating Interface (mm) 1.85 mm  
 Pitch - Term. Interface (in) 0.102 In  
 Pitch - Term. Interface (mm) 2.60 mm  
 Plating min: Mating (µin) 50  
 Plating min: Mating (µm) 1.25

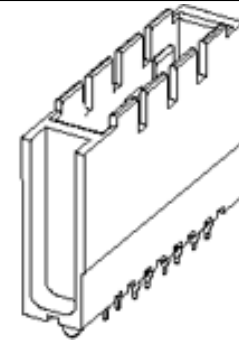


image - Reference only

Series

**EU RoHS**

**RoHS Compliant by Exemption**

**REACH SVHC**

**Contains SVHC: No**

**Halogen-Free**

**Status**

**Halogen-Free**

**China RoHS**



**Need more information on product environmental compliance?**

Email [productcompliance@molex.com](mailto:productcompliance@molex.com)  
 For a multiple part number RoHS Certificate of Compliance, [click here](#)

Please visit the [Contact Us](#) section for any non-product compliance questions.

**Search Parts in this Series**

[75341Series](#)

**Mates With**

[75292 GbX® Daughtercard](#)

**Application Tooling | FAQ**

*Tooling specifications and manuals are found by selecting the products below. Crimp Height Specifications are then contained in the Application Tooling Specification document.*

**Global**

Description	Product #
Insertion Module, GbX® 4 pair 1- Up Power Module	<a href="#">0622022005</a>
GbX® Single Pin Repair Tool	<a href="#">0622022090</a>
GbX® Shield Removal Tool	<a href="#">0622022100</a>

Plating min: Termination ( $\mu$ in)	30
Plating min: Termination ( $\mu$ m)	0.75
Polarized to PCB	Yes
Stackable	No
Surface Mount Compatible (SMC)	Yes
Temperature Range - Operating	-55°C to +105°C
Termination Interface: Style	Through Hole - Compliant Pin

### **Electrical**

Current - Maximum per Contact	6A
Data Rate	8.0 Gbps
Real Signals (per 25mm)	0
Shielded	No
Voltage - Maximum	120V AC (RMS)/DC

### **Material Info**

### **Reference - Drawing Numbers**

Product Specification	PS-75221-999
Sales Drawing	SD-75341-001

GbX is a registered trademark of Amphenol Corporation.

This document was generated on 05/13/2010

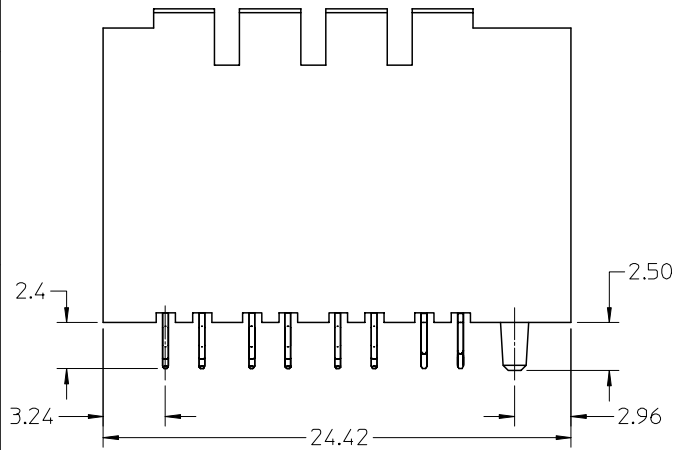
**PLEASE CHECK [WWW.MOLEX.COM](http://WWW.MOLEX.COM) FOR LATEST PART INFORMATION**

10 9 8 7 6 5 4 3 2 1



NOTES:

1. MATERIALS: HOUSING - LIQUID CRYSTAL POLYMER (LCP), UL 94V-0, GRAY; CONTACT - COPPER ALLOY.
2. FINISH: SELECT GOLD IN CONTACT AREA, 50 μ" THICK; TIN/LEAD OR MATTE TIN IN COMPLIANT AREA.
3. PACKAGING PER PK-70873-562.
4. CONTACTS IN EACH ROW HAVE THE SAME WIPE LENGTH.
5. BACKPLANE ASSEMBLY MATES WITH DAUGHTERCARD POWER MODULE 75292-4\*\*\*.
6. PART SHOWN IS 75343-4467 (SHEET 4).
7. SEE OTHER SHEETS FOR ADDITIONAL NOTES.
8. WHEN INSERTING OPEN SIGNAL MODULES NEXT TO COLUMN 1 SIDE OF POWER MODULES, SIGNAL MODULES MUST BE INSERTED BEFORE THE POWERS TO AVOID INTERFERENCE BETWEEN THE TWO CONNECTOR HOUSINGS.
9. THESE PARTS CONFORM TO MOLEX PRODUCT SPECIFICATION PS-75221-999.
10. THESE PARTS CONFORM TO MOLEX COSMETIC SPECIFICATION PS-45499-002 CLASS B.



1-UP ASSEMBLY PART NUMBER

7 5 3 4 1 - A B C D  
 - TIN/LEAD PLATED PRODUCT -  
 FOR EACH ROW LOCATION A, B, C, D:  
 0 = VOID  
 4 = 4.5 mm WIPE  
 6 = 6.0 mm WIPE  
 7 = 7.5 mm WIPE  
 - LEAD-FREE PLATED PRODUCT -  
 FOR EACH ROW LOCATION A, B, C, D:  
 0 = VOID  
 2 = 4.5 mm WIPE  
 3 = 6.0 mm WIPE  
 5 = 7.5 mm WIPE

ADDED NOTES 9 & 10 EC NO: UCP2008-0426 DRAWN: C STEWART 2007/08/29 CHKD: 2007/08/30 APPR: J B INGHAM 2007/08/31	QUALITY SYMBOLS	GENERAL TOLERANCES (UNLESS SPECIFIED)	DIMENSION STYLE	SCALE	DESIGN UNITS	THIRD ANGLE PROJECTION
	▼=0 ▽=0	mm INCH 4 PLACES ± --- ± --- 3 PLACES ± --- ± --- 2 PLACES ± --- ± --- 1 PLACE ± --- ± --- ANGULAR ± ---°	MM ONLY	4:1	METRIC	
	DESCRIPTION	DRAFT WHERE APPLICABLE MUST REMAIN WITHIN DIMENSIONS	DRAWN BY DATE ELO 2006/04/06 CHECKED BY DATE ELO 2005/02/22 APPROVED BY DATE CUNNINGHAM 2005/02/23 MATERIAL NO.	TITLE GBX 4 PAIR BACKPLANE POWER SALES ASSEMBLY		
	REV		SEE CHART	MOLEX MOLEX INCORPORATED DOCUMENT NO. SD-75341-001		

SHEET NO. 1 OF 4
---------------------

9 8 7 6 5 4 3 2 1

10 9 8 7 6 5 4 3 2 1



2-UP ASSEMBLY PART NUMBER

7 5 3 4 2 - A B C D

- TIN/LEAD PLATED PRODUCT -  
FOR EACH ROW LOCATION A, B, C, D:

- 0 = VOID
- 4 = 4.5 mm WIPE
- 6 = 6.0 mm WIPE
- 7 = 7.5 mm WIPE

- LEAD-FREE PLATED PRODUCT -  
FOR EACH ROW LOCATION A, B, C, D:

- 0 = VOID
- 2 = 4.5 mm WIPE
- 3 = 6.0 mm WIPE
- 5 = 7.5 mm WIPE



SEE SHEET 1 FOR ADDITIONAL INFORMATION  
CHECK WITH PRODUCT MANAGER FOR AVAILABILITY

SEE SHEET ONE EC NO: UCP2008-0426 DRW: JSTEWART 2007/08/29 CHKD: 2007/08/30 APPR: J. INGHAM 2007/08/31	QUALITY SYMBOLS ▽=0 ▽=0	GENERAL TOLERANCES (UNLESS SPECIFIED)		DIMENSION STYLE MM ONLY		SCALE 4:1	DESIGN UNITS METRIC	THIRD ANGLE PROJECTION		
		4 PLACES ± --- ± ---	3 PLACES ± --- ± ---	2 PLACES ± --- ± ---	1 PLACE ± --- ± ---	DRAWN BY ELO	DATE 2006/04/06	TITLE GBX 4 PAIR BACKPLANE POWER SALES ASSEMBLY		
		ANGULAR ± ---°		DRAFT WHERE APPLICABLE MUST REMAIN WITHIN DIMENSIONS		CHECKED BY ELO	DATE 2005/02/22			
		MATERIAL NO. SEE CHART		APPROVED BY CUNNINGHAM		DATE 2005/02/23	DOCUMENT NO. SD-75341-001	SHEET NO. 2 OF 4		

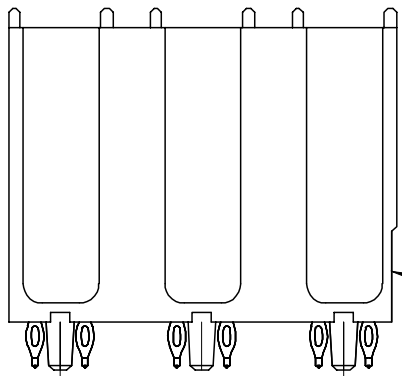
9 8 7 6 5 4 3 2 1



COLUMN 1  
 COLUMN 2  
 COLUMN 3  
 COLUMN 4  
 COLUMN 5  
 COLUMN 6

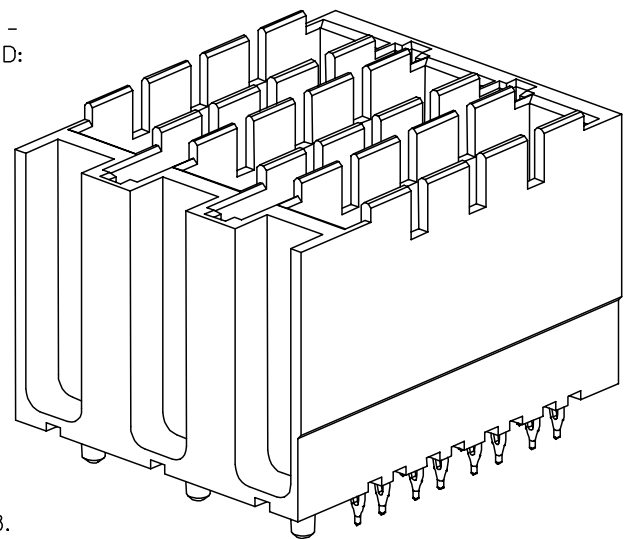
3-UP ASSEMBLY PART NUMBER  
 7 5 3 4 3 - A B C D  
 - TIN/LEAD PLATED PRODUCT -  
 FOR EACH ROW LOCATION A, B, C, D:  
 0 = VOID  
 4 = 4.5 mm WIPE  
 6 = 6.0 mm WIPE  
 7 = 7.5 mm WIPE  
 - LEAD-FREE PLATED PRODUCT -  
 FOR EACH ROW LOCATION A, B, C, D:  
 0 = VOID  
 2 = 4.5 mm WIPE  
 3 = 6.0 mm WIPE  
 5 = 7.5 mm WIPE

SEE NOTE 4.



SEE NOTE 8.

14.80

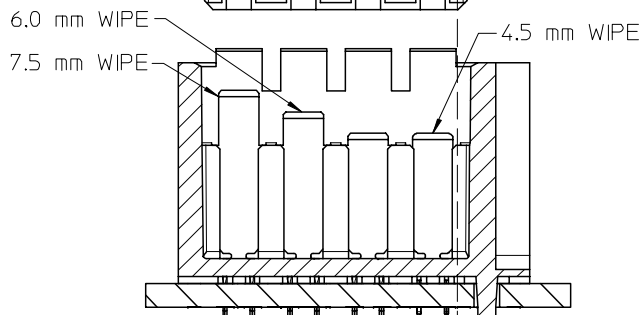
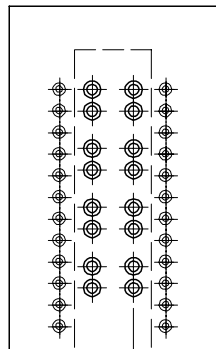
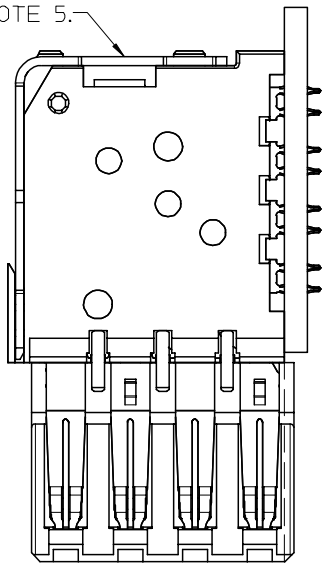


SEE SHEET 1 FOR ADDITIONAL INFORMATION  
 CHECK WITH PRODUCT MANAGER FOR AVAILABILITY

SEE SHEET ONE EC NO: UCP2008-0426 DRW: JSTEWART 2007/08/29 CHKD: 2007/08/30 APPR: J. INGHAM 2007/08/31	QUALITY SYMBOLS ▽=0 ▽=0	GENERAL TOLERANCES (UNLESS SPECIFIED)		DIMENSION STYLE MM ONLY		SCALE 4:1	DESIGN UNITS METRIC	THIRD ANGLE PROJECTION	
			mm	INCH	DRAWN BY ELO	DATE 2006/04/06	TITLE GBX 4 PAIR BACKPLANE POWER SALES ASSEMBLY		
		4 PLACES ± ---	± ---	± ---	CHECKED BY ELO	DATE 2005/02/22	APPROVED BY CUNNINGHAM		
		3 PLACES ± ---	± ---	± ---	DATE 2005/02/23	DOCUMENT NO. SD-75341-001			
			2 PLACES ± ---	± ---	± ---	SHEET NO. 3 OF 4			
			1 PLACE ± ---	± ---	± ---	MATERIAL NO.			
			ANGULAR ± ---°		SEE CHART				
			DRAFT WHERE APPLICABLE MUST REMAIN WITHIN DIMENSIONS		THIS DRAWING CONTAINS INFORMATION THAT IS PROPRIETARY TO MOLEX INCORPORATED AND SHOULD NOT BE USED WITHOUT WRITTEN PERMISSION				

10 9 8 7 6 5 4 3 2 1

SEE NOTE 5.

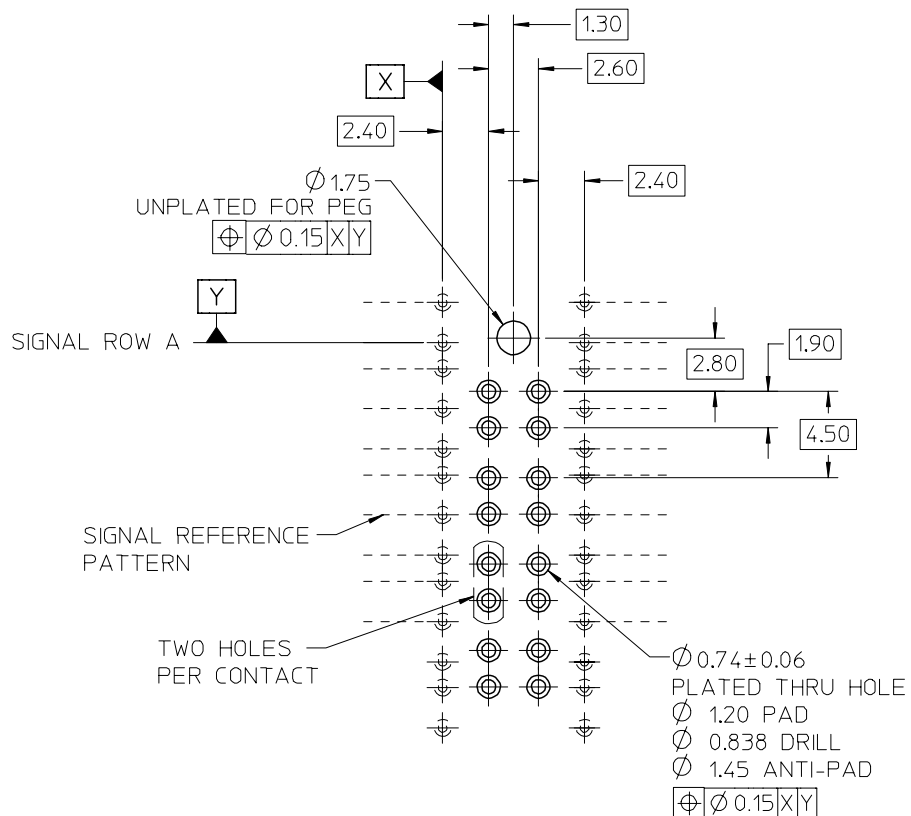


0.76  
DC BOARD EDGE TO  
CENTERLINE OF BP TAIL

0.15

### HOLE PATTERN FOR 1-UP ASSEMBLY

- 1.) ADD 7.40 FROM CENTERLINES OF PEGS FOR MULTIPLE UP ASSEMBLIES.
- 2.) ADD 5.55 FROM CENTERLINE TO CENTERLINE OF PEG FOR INDIVIDUAL POWER MODULES STACKED NEXT TO EACH OTHER.



ADDED $\phi 0.74 \pm 0.06$	2007/08/29	QUALITY SYMBOLS
EC NO: UCP2008-0426	DRWN: C STEWART	$\nabla = 0$
CHKD: J BINGHAM	APPR: J BINGHAM	$\nabla = 0$
REV	DESCRIPTION	

GENERAL TOLERANCES (UNLESS SPECIFIED)		DIMENSION STYLE		SCALE	DESIGN UNITS	THIRD ANGLE PROJECTION
		MM ONLY		4:1	METRIC	
4 PLACES	$\pm$ ----	mm	INCH	DATE	TITLE	
3 PLACES	$\pm$ ----			2006/04/06	GBX 4 PAIR BACKPLANE POWER SALES ASSEMBLY	
2 PLACES	$\pm$ ----			2005/02/22	MOLEX INCORPORATED	
1 PLACE	$\pm$ ----			2005/02/23	DOCUMENT NO. SD-75341-001	
ANGULAR $\pm$ ----				MATERIAL NO. SEE PREVIOUS		SHEET NO. 4 OF 4
DRAFT WHERE APPLICABLE MUST REMAIN WITHIN DIMENSIONS		SIZE B		THIS DRAWING CONTAINS INFORMATION THAT IS PROPRIETARY TO MOLEX INCORPORATED AND SHOULD NOT BE USED WITHOUT WRITTEN PERMISSION		

9 8 7 6 5 4 3 2 1